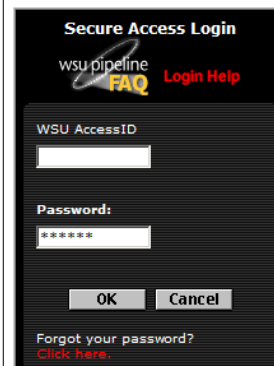


Where do I find the EPAF link in Pipeline?

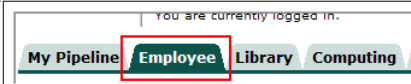
Once you have completed the required training the *Electronic Personnel Action Forms* link will be added to your Pipeline profile.

Follow these steps to access the EPAF link:

1. Log into Pipeline at *Pipeline.wayne.edu*

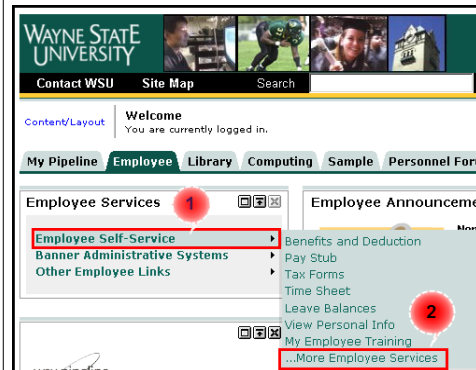


2. Click the *Employee* tab



3. *Employee* tab steps:

1. Click the *Employee Self Service* link on the left side
2. Click *More Employee Services* link



4. Click the *Electronic Personnel Action Forms* link

